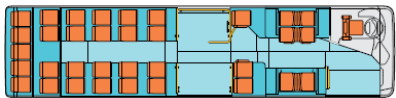


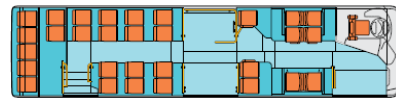
# CROSSWAY



## 10,8/12/13 m Low Entry City - Diesel EURO VI



34 seats + 1 UFR



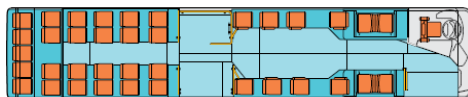
30 seats + 1 UFR



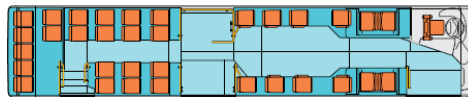
35 seats + 1 UFR



31 seats + 1 UFR



37 seats + 1 UFR



33 seats + 1 UFR

Length	10 845 mm	12 050 mm	12 965 mm
Width	2 550 mm		
Height (With/without A/C)	3 230 / 3 140 mm		
Wheelbase	4 825 mm	6 030 mm	6 945 mm
Front / Rear Overhang	2 725 / 3 295 mm		
Front / Middle door access height	320 / 330 mm		
Front / Middle door width (std)	1200 mm		
Wall-to-wall turning radius	9 140 mm	10 720 mm	11 930 mm
Kerb-to-kerb turning radius	7 300 mm	8 870 mm	10 070 mm
Approach / Departure angles	7° / 7°		
GVW (max permitted weight depends on local legislation) Cursor 9 / Tector 7	19 000 kg / 18 000kg		
Max. weight Rear/Front axle	12 500 kg / 7 200kg		

	<b>Cursor 9</b>	<b>Tector 7</b>	
Power	265 kW (360 hp) @ 2200 rpm	210 kW (285 hp) @ 2500 rpm	235 kW (320 hp) @ 2500 rpm
Torque	1650 Nm @ 1200 rpm	1000 Nm @ 1250 – 1600 rpm	1100 Nm @ 1250 – 1890 rpm
Displacement	8,7 litres	6,7 litres	
6 cylinders in line, vertical rear, Common Rail			

# CROSSWAY - 10,8/12/13 m Low Entry City - Diesel EURO VI

## BODY AND EXTERIOR EQUIPMENT

- Anticorrosion cataphoretic treatment of the structure and of the body, finished with a polyurethane resin final coat.
- Front door 1200 mm 2 leaves, middle door 1200 mm 2 leaves, external opening
- Access to the front lights by opening corners

## INTERIOR EQUIPEMENT

- Self-adhesive anti-slip PVC carpet on the floor
- Lateral walls covered by laminated panels
- Roof covered by laminated panels
- Separation walls made of laminated panels
- Central platform in front of the middle door

## ELECTRICAL EQUIPMENT

- Two batteries 12V – 225 AH
- Cursor 9: Two alternators 80A + 140A; Tector 7: two alternators 2x150A
- Electrical box with fuses in the front left compartment
- LED Lights: front and rear direction lights, rear position lights, rear brake lights, lateral lights and side markers
- LED DRL
- Front Halogen lights, fog lights
- Fire detection system

## WINDOWS/ THERMAL COMFORT

- Tinted simple glass with 5 opening units (4 units for 10,8m)
- Two roof hatches, manual control
- Four heaters for the passengers compartment

## DRIVER'S COMPARTMENT

- Adjustable driver's seat with air suspension, headrest, 3 pts safety belt
- Lateral and front sun visors with manual control
- Driver's separation
- On board computer with fuel consumption control
- Digital tachograph

### Optional:

- Front door 1200 mm, 2 leaves, int. opening.
- Middle door 1200 mm, 2 leaves int. opening
- Third door 800 mm 1 or 2 leaves, external opening
- External rearview mirrors, heated, with electrical control
- Ski carrier preparation
- Towing device preparation
- Towing device

### Optional:

- Electrical /Manual ramp for disabled persons

### Optional:

- Xenon front lights
- Corner light (integrated in the fog light)
- Alternators: 2x140A (Cursor)
- Warning lights with open doors
- Reverse sensors, reverse camera
- 24V and 12V sockets on the dashboard

### Optional:

- Two roof hatches with electrical control
- Double glasses of the lateral windows, driver's window and passengers doors
- A/C with or without heating
- Electrical defrosting of the front steps
- Electrical defrosting of the windshield

### Optional:

- Driver's seat with heating system
- Driver's box with lock
- Driver's cabin completely closed
- Driver's refrigerator
- Additional driver's heater
- Driver's A/C
- Front sun visor with electrical control
- Alco lock tester

## AFTER TREATMENT SYSTEM EVI

- Hi-SCR after treatment system, main components: Diesel Oxydation Catalyst, Diesel Particulate Filter, Selective Catalytic Reduction of Nox with AdBlue, Clean Up Catalyst.

## GEARBOX

- Cursor 9: ZF 6S1610 BD mechanical gearbox
- Tector 7: ZF 6S1110 BO mechanical gearbox

## REAR AXLE

- Single reduction hypoid rear axle equipped with "Quiet ride gears set" for low noise
- Standard axle ratio: 3,70 (Cursor 9)/5,63 (Tector 7)

## FRONT AXLE/ STEERING

- Front axle with independent wheels suspension
- Worm-type steering with integrated power steering

## SUSPENSION

- Full air suspension with self-leveling sensor and kneeling
- Front: 2 combined air springs/2 shock absorbers/1 leveling sensor
- Rear: 4 air springs/4 shock absorbers/1 stabilization bar/2 leveling sensors

## COMPRESSED AIR

- Dual cylinder air compressor 630 cm3 (pressure 9,5 bar)
- Integrated air dryer: bleeding valves on the air tanks

## BRAKES

- EBS
- Pneumatic service and emergency braking system with two independent air circuits.
- Brake discs, front and rear, with floating calipers and ABS
- Pneumatic parking brake, operating on the rear wheels

## RETARDER

- Decompression engine brake
- Electromagnetic retarder with brake pedal control and hand lever control, Hydraulic integrated retarder

## FUEL TANK AND UREA TANK

- 200 lt diesel tank
- 80 lt Ad Blue tank

## TYRES AND WHEELS

- 275/70 R 22,5 tyres

### Optional:

- Automatic gearboxes ZF or Voith

### Optional:

- Please see with our commercial representative

### Optional:

- Lifting/Lowering of the vehicle's suspensions
- Reinforced shock absorbers

### Optional:

- ESP

### Optional

- 320 lt diesel tank
- Ad Blue Tank: 135 (50 lt – 3 doors version only)

**IVECO**  
**BUS**